

Reading and Phonics in Reception



How we teach the children to read



- First we teach the children to recognise the initial sounds.
- We then teach them how to blend the sounds to read.
- After that we teach them graphemes.

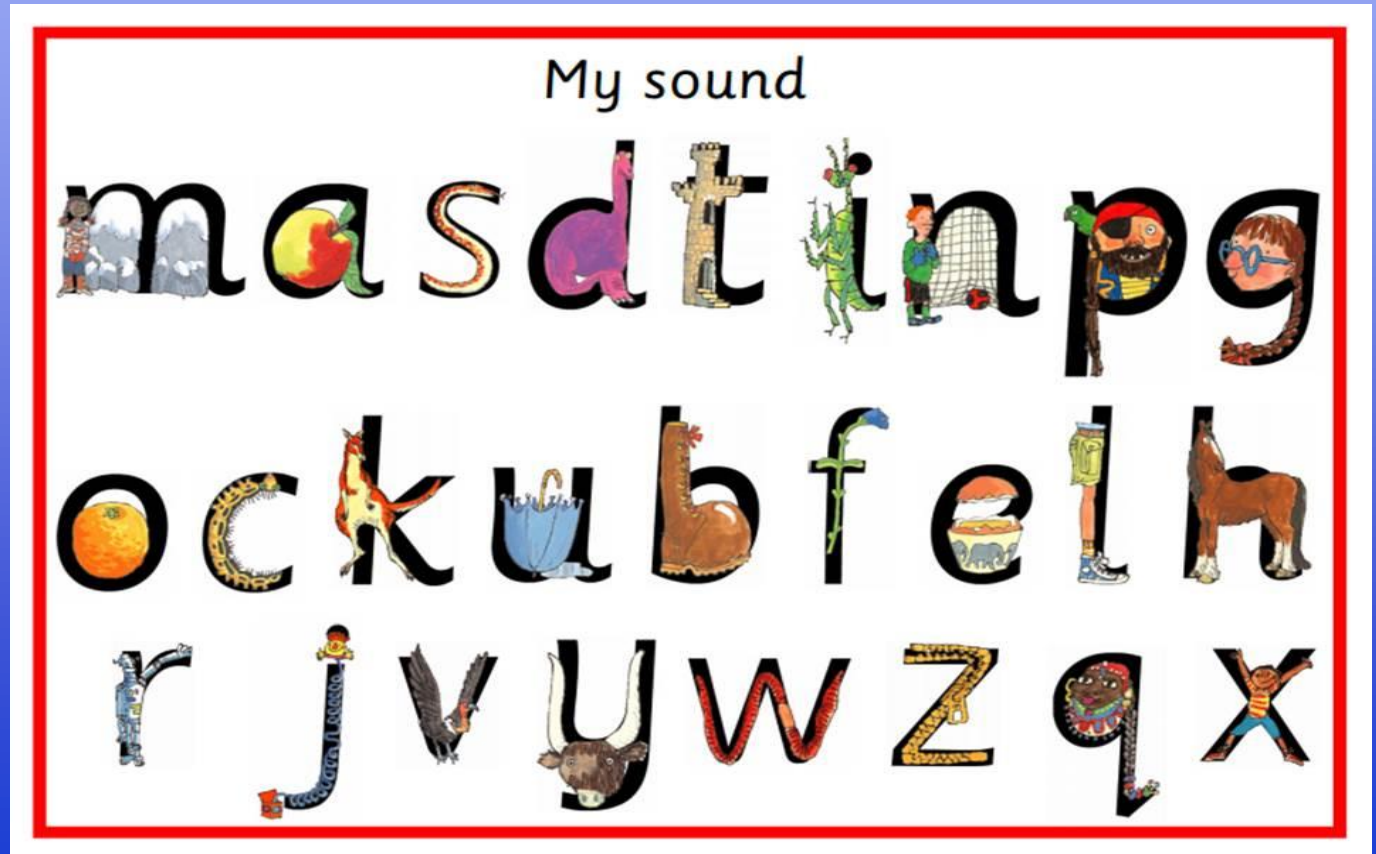
(Sounds that are written in different ways to further support their reading)

| | | |
|-----|-------|------|
| ay | ai | a-e |
| may | train | cake |




Initial sounds

- Tell the story
- Say the sound
- Objects with the initial sound
- Writing the sound



Teaching the sounds


<https://www.ruthmiskin.com/en/find-out-more/parents/#lg=1&slide=2>




Stretch: mmmountain
Handwrite: Maisie, mountain, mountain



blow the snow
2. blow, snow, snow, snow, knees, Paws, glass



Bounce: t-t-t-tower
Handwrite: Down the tower, across the tower



make a cake
3. make, cake, cake, name, some, game, sock, brave, late, late

How we teach the children to read

- After that the children are encouraged to sound out using these sounds to decode the words.
- When the children can confidently decode words, we encourage them to blend the sounds together.

<https://www.ruthmiskin.com/en/find-out-more/parents/#lg=1&slide=10>



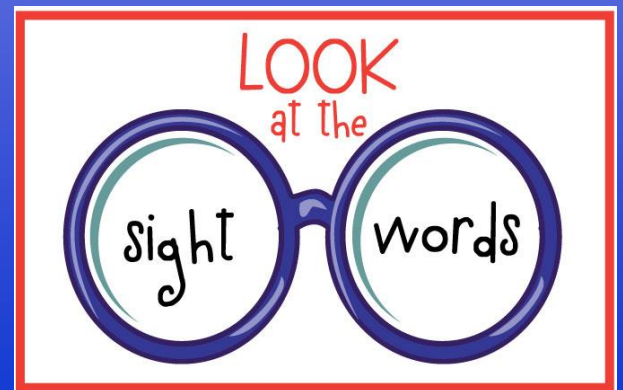
Where do the sight words fit in?

- Sight words are words that occur frequently within books.
- High frequency words.
- Some of the words can not be sounded out.

said come me the you

- We teach the children to recognise these words and to not sound them out.

(Please see sight words activity sheet)



How you can help

- Play games with Fred and sight words.
- Read with your children as much as possible and record a positive comment in the reading records with any notes on what they found difficult.



